



Community Needs Assessment Report | O'Bleness Memorial Hospital 2013

COMMUNITY HEALTH NEEDS ASSESSMENT REPORT

O'BLENESS MEMORIAL HOSPITAL 2013

INTRODUCTION

O'Bleness Memorial Hospital, a private, not-for-profit hospital in Athens, Ohio, has provided healthcare services to the residents of southeastern Ohio since our beginnings as a maternity facility in 1921. O'Bleness is an acute care hospital offering the latest technologies and services with highly skilled, trained and experienced healthcare professionals in the most up-to-date facilities. We provide care without our patients' ability to pay.

MISSION: To provide superior healthcare at a cost that represents value to the community.

VISION: O'Bleness Memorial Hospital will aspire to be the healthcare provider of first choice for patients, physicians, payors, and employees and the community.

VALUES: The O'Bleness Memorial Hospital family recognizes trust, respect and dignity as our preeminent values. We recognize the unique physical, emotional and spiritual needs of each person. We strive to extend the highest level of courtesy and service to patients, families, visitors and each other.

O'Bleness Memorial Hospital is pleased to present this Community Health Needs Assessment of our community. We wish to thank our staff and community members who participated in the process of reviewing community conditions, identifying and prioritizing community health needs, and recognizing community resources to address the needs.

HOSPITAL IDENTIFICATION

Name and primary address:	O'Bleness Memorial Hospital 55 Hospital Drive, Athens, Ohio 45701 Athens County
Tax identification number:	314446959
Chief Executive Officer:	Greg Long
Person responsible for report preparation:	Candace Miller, Chief Ethics and Compliance Officer
CHNA report complete:	April 25, 2013
CHNA report approved by Board:	May 1, 2013
CHNA report posted to web site:	June 10, 2013

COMMUNITY SERVED

O'Bleness Memorial Hospital is located at 55 Hospital Drive, Athens, Athens County, Ohio 45701 where all inpatient services are provided. O'Bleness Memorial Hospital operates the following satellite units:

Castrop Center, 75 Hospital Drive, Athens, Ohio 45701
Family Practice Clinic, 444 West Union Street, Athens, Ohio 45701
Wound Care Center, 444 West Union Street, Athens, Ohio 45701

The "O'Bleness Memorial Hospital's "community served" is identified as residents of Athens County, which includes the following areas.

Athens County Municipalities	Athens County ZIP Codes¹	Fiscal Year 2012 Admissions²
Athens	45701	846
The Plains	45780	287
Albany	45710	241
Nelsonville	45764	192
Glouster	45732	187
Guysville	45735	63
Chauncey	45719	62
Coolville	45723	61
Chesterhill	43728	18
Amesville	45711	27
Buchtel	45716	12
Carbondale	45717	0
Hockingport	45739	1
Jacksonville	45740	27
Little Hocking	45742	4
Millfield	45761	53
New Marshfield	45766	52
Shade	45776	28
Sharpsburg	45777	1
Stewart	45778	38
Trimble	45782	12
Total Admissions		2,212

¹Source: Zip Code Data Base, March, 2013, <http://www.zip-codes.com/county/OH-Athens.asp>.

²Source: O'Bleness Memorial Hospital admission records July 1, 2011 through June 30, 2012

Of the 2,924 total admissions to O'Bleness Memorial Hospital in fiscal year 2012 (July 1 – June 30, 2012), 2,212, or 76%, reside in Athens County at the time of admission.

Community demographics

Located within Athens County is Ohio University, which supports a large population of students as well as faculty, staff, and their families. Ohio University – Athens Campus enrolled 21, 848 students during 2011 – 2012 school year, of which 1,626 were international students. The student population is 49% male and 51% female. County demographic and profile information presented in this report does not include the student population living in university housing.

Ohio University – Athens Campus student ethnicity 2011-2012 school year

Ethnicity	Percent of Students
Caucasian	80.6%
International	7.4%
African American	4.7%
Hispanic	2.4%
2 or more races	2%
Unknown	1.7%
Asian American	1%
Native American	.2%

Source: Ohio University Profile, <http://www.ohio.edu/focus/>. April, 2013

Census year 2010 Athens County population by age

Age	Male	Female	Total Population	Percent of Total Population
≤ 19	8,353	8,544	16,897	26%
20-39	13,103	11,753	24,856	38%
40-59	6,735	6,812	13,547	21%
60-79	3,655	4,075	7,730	12%
80+	581	1,146	1,727	3%
All ages	32,427	32,330	64,757	

Source: Zip Code Data Base, March 2013, <http://www.zip-codes.com/county/OH-Athens.asp>.

Census year 2010 Athens County population by race

Race	Population	Percent of Total Population
White	59,448	92%
Black	1,774	3%
Hispanic/Latina	1,002	2%
Other	2,533	4%
Total	64,757	

Source: Zip Code Data Base, March 2013, <http://www.zip-codes.com/county/OH-Athens.asp>.

Projected Athens County population change by age

Age	Year:2015		Year:2020	
	Total pop	% change ¹	Total pop	% change ¹
≤ 19	17,410	3%↑	15,930	6%↓
20-39	24,590	1%↓	23,790	4%↓
40-59	13,560	.1%↑	13,580	.2%↑
60-79	9,110	18%↑	10,200	32%↑
80+	2,520	46%↑	2,520	46%↑
All ages	67,190	4%↑	66,020	2%↑

Source: Ohio Department of Commerce, Office of Strategic Research, July, 2003, <http://development.ohio.gov/files/research>.

¹% change from 2010 census population.

Socioeconomic measures Athens County

Measure	Finding
Median household income	\$31,559
Families below poverty level	16.6%
Female head of household with children <18	9.6%
Birth rate per 1,000 women aged 15-44	29.7
Teen birth rate per 1,000 females 15-19	13.2
Deaths per 100,000 population	720.9
Marriages per 1,000 population	5.1
Divorces per 1,000 population	3.3
Educational attainment (age ≥25)	
No high school diploma	13.2%
High school graduate or equivalency	34.5%
Some college – no degree	17.3%
Associate’s degree	7.7%
Bachelor’s degree	12.2%
Master’s degree or higher	15.1%
Adults with employer-based insurance	52.9%
Children with employer-based insurance	59.3%

Source: Ohio Department of Development 2010 census data, <http://development.ohio.gov/files/research/C1006.pdf>.

PROCESS AND METHODS USED TO CONDUCT THE COMMUNITY HEALTH NEEDS ASSESSMENT

Information and data from web sources was collected from national sources as well as state and local governmental public health departments during March and April, 2013. The data sources and specific data reviewed during the needs assessment process are provided in this report.

Interviews were conducted with the Athens City-County Health Commissioner, local physicians, the Director of the Area Health Education Center and Community Health Services, O'Bleness Memorial Hospital's Chief Nursing Officer, Associate Professor of Social and Public Health, and inpatients, volunteers, and employees of O'Bleness Memorial Hospital during March and April, 2013. The local governmental public health department and members of the medically underserved, low income and minority populations were represented. Interviewees were asked to discuss the major health concerns/issues of Athens County. Responses are summarized later in this report.

The 2010-2011 Athens County Community Assessment was conducted by the Voinovich School of Leadership and Public Affairs for the Child and Family Health Services Consortium. Consortium members include persons representing the broad interests of the community, including the local governmental public health department, medically underserved, low-income, and minority populations. Organizations participating on the Consortium as well as the populations the organization represents are identified later in this report. The 2010-2011 Athens County Community Assessment utilized surveys, focus groups, and meetings among community leaders and representatives in 2010. Information and priorities identified by the Consortium were considered in assessing the Athens County community needs for this Community Health Needs Assessment.

The Health Needs Assessment and Prioritization Committee met on April 11, 2013 to assess the significant health needs of the community, prioritize those significant health needs, and identify potential measures and resources available to address the significant health needs identified. Meeting participants represented Athens City-County Health Department, Heritage College of Medicine at the Ohio University, Ohio University College of Osteopathic Medicine's Community Health Programs, and O'Bleness Memorial Hospital's Medical Affairs, Ethics and Compliance, Nursing, and Development offices.

Participants reviewed all data and information identified in this report, all responses to interviews conducted, and the 2010-2011 Athens County Community Assessment in order assess the health needs of the community. Participants identified the significant health needs of the community by considering those requisites for the improvement or maintenance of health status in the community using all facts and circumstances presented. Once the significant health needs were identified, participants prioritized the significant health needs identified by considering the following:

- Burden, scope, severity or urgency of the need
- Estimated feasibility and effectiveness of possible interventions
- Health disparities associated with the need
- Importance the community places on addressing the need

O'Bleness Memorial Hospital collaborated with Bricker & Eckler LLP and their affiliate, the Quality Management Consulting Group, located at 100 South Third Street, Columbus, Ohio 43215, to conduct the Community Health Needs Assessment and prepare the Community Health Needs Assessment report. Jim Flynn is a partner in the Bricker & Eckler Health Care group where he has practiced for 23 years. His general health care practice focuses on transactional, reimbursement-related and health planning matters, including experience in Medicare and Medicaid reimbursement, certificate of need, non-profit and tax-exempt health care providers, federal and state administrative appeals, federal and state regulatory issues, fraud and abuse, False Claims Act, physician recruitment, corporate compliance, corporate organization and structure, public hospitals, and long term care issues. Mr. Flynn has provided consultation to health care providers, including non-profit and tax-exempt health care providers and public hospitals, on community health needs assessment.

Chris Kenney is the Director of Regulatory Services with the Quality Management Consulting Group of Bricker & Eckler LLP. Ms. Kenney has over 30 years' experience in health care planning and policy development, federal and state regulations, certificate of need regulations, state licensure, and Medicare and Medicaid certification. Since 2010, Ms. Kenney has been actively involved in conducting, reviewing, and consulting on Community Health Needs Assessments. She provides expert testimony on community need and offers presentations and educational sessions regarding Community Health Needs Assessments. As Director of Ohio's Certificate of Need Program from 1997- 2009, she prepared legislation and developed policy directives to address community needs including the development and introduction of the long-term care bed need methodology currently in use in Ohio. Ms. Kenney works with provider associations, industry groups, state agencies and providers on various health care delivery related issues. She has provided consultation to various state agencies on health care matters, health care providers on planning and regulatory matters, and Ohio's Executive Branch on state long-term care policy matters.

Information gaps

Information on university students living in student housing is not available. Information for these students is not included in the county profile or county health ranking data.

Information and data sources

Zip Code Data Base, March 2013, <http://www.zip-codes.com/county/OH-Athens.asp>.

O'Bleness Memorial Hospital admission records July 1, 2011 through June 30, 2012

Ohio Department of Commerce, Office of Strategic Research, July, 2003,
<http://development.ohio.gov/files/research>.

Ohio Department of Development 2010 census data,
<http://development.ohio.gov/files/research/C1006.pdf>.

Ohio Department of Health Annual Hospital Registration and Planning Report Statistical Information January 1, 2012 – December 31, 2012

Ohio Department of Health, Health Care Facilities in Athens County, March 2013,
http://publicapps.odh.ohio.gov/eid/Provider_Search.aspx.

Ohio Association of Community Health Centers
<https://m360.ohiochc.org/frontend/search.aspx?cs=635>

Health Resources and Services Administration, Health Professional Shortage and Medically Underserved Areas, March, 2013, <http://hpsa.find.hrsa.gov>.

New England Journal of Medicine: Recruiting Physicians Today Vol.8 No.6 Nov./Dec. 2000

County Health Rankings & Roadmaps, Robert Wood Johnson Foundation,
<http://www.countyhealthrankings.org/app#/ohio/2013/athens/county/outcomes/overall/snapshot/by-rank>.

Ohio Department of Health, Primary Care Office, Bureau of Community Health Services
Ohio Primary Care Workforce Profile 2008 Area Resource File, September 2010

Ohio State Medical Board, April 2013, Physician disciplines in Athens County

Ohio Department of Health, Healthy Ohio Community Profiles, Athens County 2008.
<http://www.healthyohioprogram.org/comprofiles/athens.pdf>.

Critical Access Hospital Health Needs Assessment Project, Indicator Data for Counties in Southern Regions, March 2012. Prepared by Ohio University's Voinovich School of Leadership & Public Affairs. Project funded by the Ohio Department of Health's FLEX program.

<http://www.odh.ohio.gov/~media/ODH/ASSETS/Files/chss/rural%20hospital%20flex/Southern%20Region%20Health%20-%20County%20Health%20Indicators%20Data%20Report.ashx>

Ohio University Profile, <http://www.ohio.edu/focus/>. April 2013

Ohio Department of Mental Health, April 2013, <http://mentalhealth.ohio.gov/where-to-get-help/?search=county&county=Athens>

Family Healthcare, Inc., April, 2013, <http://www.familyhealthcareinc.org/athens.html>

The Annie E. Casey Foundation, Kids Count Data Center, April 2013,
<http://datacenter.kidscount.org/data/bystate/chooseindicator.aspx?state=OH&cat=1540>

Community input sources representing the broad interests of the community

2010-2011 Athens County Community Assessment, A Secondary Analysis for the Athens County Child and Family Health Services (CFHS) Consortium, Ohio University, January 2011.

CFHS Consortium Members met quarterly during 2010

Participating Organization	Groups Represented
River Rose OB/GYN	Minority -racial and Appalachian culture Low-income Medically underserved <ul style="list-style-type: none"> • Women • Uninsured/underinsured/financial • Geographic – rural communities
O’Bleness Memorial Hospital Birth Center	Medically underserved <ul style="list-style-type: none"> • Uninsured/underinsured/financial • Geographic – rural communities
Help Me Grow	Minority – racial and Appalachian culture Low-income Medically underserved <ul style="list-style-type: none"> • At risk children 0-3 years of age
Athens City-County Health Department	Local government public health department Minority – racial and Appalachian culture Low-income Medically underserved <ul style="list-style-type: none"> • Uninsured/underinsured/financial • Geographic – rural communities • Language barriers
GRADS Program	Low-income Medically underserved <ul style="list-style-type: none"> • Pregnant teens • Uninsured/underinsured/financial
Athens OB/GYN	Not represented
La Leche League	Not represented
My Sister’s Place	Minority – racial and Appalachian culture Low-income Medically underserved <ul style="list-style-type: none"> • Women experiencing domestic violence

Athens County Juvenile Court	Medically underserved <ul style="list-style-type: none"> • High risk youth
Athens-Meigs ESC	Low-income Medically underserved <ul style="list-style-type: none"> • Children at risk of not succeeding
Tri-County Mental Health and Counseling	Minority – racial and Appalachian culture Low income Medically underserved <ul style="list-style-type: none"> • Uninsured/underinsured/financial • Geographic – rural communities
Athens County Jobs and Family Services	Local government public department Low-income Medically underserved <ul style="list-style-type: none"> • Uninsured/underinsured/financial
Ohio University College of Nursing	Minority – racial and Appalachian culture Low income Medically underserved <ul style="list-style-type: none"> • Programs for women and healthy babies • Uninsured/underinsured/financial • Geographic – rural communities
Athens County WIC and Family Health Care	Minority – racial and Appalachian culture Low-income Medically underserved <ul style="list-style-type: none"> • Women, infants, and children • Uninsured/underinsured/financial • Geographic – rural communities
Ohio University – Voinovich School of Leadership & Public Affairs,	Prepared report draft
Planned Parenthood of SE Ohio/CFHS Family Planning	Minority – racial and Appalachian culture Low income Medically underserved <ul style="list-style-type: none"> • Programs for women and healthy babies • Uninsured/underinsured/financial • Geographic – rural communities

Ohio University College of Osteopathic Medicine's Community Health Programs CFHS Perinatal Project	Minority – racial and Appalachian culture Low income Medically underserved <ul style="list-style-type: none"> • Children • Uninsured/underinsured/financial • Geographic – rural communities
Ohio University College of Osteopathic Medicine's Community Health Programs IPAC	Minority – racial and Appalachian culture Low income Medically underserved <ul style="list-style-type: none"> • Children with behavioral or health issues • Pregnant women with social issues • Uninsured/underinsured/financial • Geographic – rural communities
Ohio University College of Osteopathic Medicine's Community Health Programs CFHS Well-Child Program	Minority – racial and Appalachian culture Low income Medically underserved <ul style="list-style-type: none"> • At-risk mothers • Uninsured/underinsured/financial • Geographic – rural communities
Ohio University College of Osteopathic Medicine's Community Health Programs	Low-income Medically underserved <ul style="list-style-type: none"> • Uninsured/underinsured/financial • Geographic – rural communities

Community input was also provided through surveys distributed in 2010 to people receiving services from local agencies. These surveys represent input from members of the medically underserved, low-income, and minority populations within the area.

Community Health Needs Assessment Interviews

Participating Organization	Date Consulted	Groups Represented
Athens City-County Health Department	April 1, 2013	Local government public health department Minority – racial and Appalachian culture Low-income Medically underserved <ul style="list-style-type: none"> • Uninsured/underinsured/financial • Geographic – rural communities • Language barriers
Diabetes Research, Treatment, and Education	March 27-28, 2013	University Medical Associates
Area Health Education Center and Community Health Services at the Ohio University Heritage College	April 3, 2013	Minority – racial and Appalachian culture Low-income Medically underserved <ul style="list-style-type: none"> • Uninsured/underinsured/financial

of Osteopathic Medicine		<ul style="list-style-type: none"> • Geographic – rural communities
O’Bleness Memorial Hospital <ul style="list-style-type: none"> • Medical Affairs • Nursing 	April 4, 2013 April 4, 2013	Medically underserved <ul style="list-style-type: none"> • Uninsured/underinsured/financial • Geographic – rural communities
School of Social and Public Health and Appalachian Rural Health Institute of Social and Public Health	March 27 th & 28 th , 2013	Minority – racial and Appalachian culture Low-income Medically underserved <ul style="list-style-type: none"> • Uninsured/underinsured/financial • Geographic – rural communities
Inpatients, volunteers, and employees at O’Bleness Memorial Hospital	April 4, 2013	Community residents

The Health Needs Assessment and Prioritization Committee. Identified significant health needs and prioritized those needs – meeting held April 11, 2013.

Participating Organization	Groups Represented
Athens City – County Health Department	Local government public health department Minority – racial and Appalachian culture Low-income Medically underserved <ul style="list-style-type: none"> • Uninsured/underinsured/financial • Geographic – rural communities • Language barriers
O’Bleness Memorial Hospital <ul style="list-style-type: none"> • Medical Affairs • Ethics and Compliance • Nursing • Development 	Medically underserved <ul style="list-style-type: none"> • Uninsured/underinsured/financial • Geographic – rural communities
Ohio University Heritage College of Medicine	Minority – racial and Appalachian culture Low-income Medically underserved <ul style="list-style-type: none"> • Uninsured/underinsured/financial • Geographic – rural communities
Ohio University College of Osteopathic Medicine’s Community Health Programs	Low-income Medically underserved <ul style="list-style-type: none"> • Uninsured/underinsured/financial • Geographic – rural communities

INFORMATION AND DATA CONSIDERED IN IDENTIFYING POTENTIAL NEEDS

Information and data review

O'Bleness Memorial Hospital Inpatient Services

Service	Admits	Patient Days
Adult med/surg	1,552	4,893
Adult special care	474	1,448
Obstetrics level 1	703	1,328
Newborn level 1	697	1,286
Total	3,426	8,955

Source: Ohio Department of Health Annual Hospital Registration and Planning Report Statistical Information January 1, 2012 – December 31, 2012

O'Bleness Memorial Hospital Outpatient Facilities

Outpatient Facility
Castrop Center 75 Hospital Drive Athens, Ohio 45701
Family Practice Clinic 444 West Union Street Athens, Ohio 45701
Wound Care Center 444 West Union Street Athens, Ohio 45701

Source: Ohio Department of Health Annual Hospital Registration and Planning Report Statistical Information January 1, 2012 – December 31, 2012

Other health care facilities within Athens County

Service	Number of Providers
Ambulatory surgery facility	2
Freestanding birthing center	0
Community mental health center	11 ¹
Outpatient rehabilitation center	0
Freestanding dialysis center	3
Home health agency	2 (+1 pending)
Hospice	2
Hospitals	2
Maternity unit	1
MR/DD facility	3
Nursing home	4
Outpatient physical therapy center	2
Residential care facility	2
Rural health clinic	0

Source: Ohio Department of Health, March, 2013, http://publicapps.odh.ohio.gov/eid/Provider_Search.aspx.

¹Source: Ohio Department of Mental Health, April, 2013, <http://mentalhealth.ohio.gov/where-to-get-help/?search=county&county=Athens>

Federally Qualified Health Centers – Athens County

Name and Address	Services
Family Healthcare – The Plains 88 North Plains Road, SU1 The Plains, Ohio 45780	Primary care: pediatrics and family practice
Family Healthcare Nelsonville 222 Myers Street Nelsonville, Ohio 45764	Primary care: family practice

Source: Ohio Association of Community Health Centers, March, 2013, <https://m360.ohiochc.org/frontend/search.aspx?cs=635>

Source: Family Healthcare, Inc., April, 2013, <http://www.familyhealthcareinc.org/athens.html>

Health professional shortage areas and Medically Underserved Areas – Athens County

Discipline	Current FTE	FTE Shortage
Medical professional shortage area:		
None		
Dental professional shortage area:		
Athens County – Low income populations	1	6
Mental health professional shortage area:		
Athens County	4	1
Medically Underserved Areas:		
Lodi Township, Trimble Township	N/A	N/A

Source: Health Resources and Services Administration, March, 2013, <http://hpsa.find.hrsa.gov>.

Physician Disciplines – Athens County

Discipline	Physicians practicing in Athens County	#/100,000 pop. in Athens County	#/100,000 pop. in Ohio
Practicing Primary care	65	100	106
Practicing Non-primary care	82	127	158.7
Active family/general practice	41	63	109.4
Active general internal	11	17	100.5
Active pediatrics	7	11	50.3
Active ob/gyn	6	9	35.5

Source: Ohio Department of Health, Primary Care Office, Bureau of Community Health Services Ohio Primary Care Workforce Profile 2008 Area Resource File, September 2010

Note: Medical student physicians of Ohio University are identified as practicing although are not permanent to the area.

Discipline	Physicians practicing in Athens County	Phys/100,000 in Athens County	Recommended Phys/100,000²
Addiction	2	3.09	
Allergy/immunology			1.31
Anatomic / clinical pathology	1	1.54	
Anesthesiology	3	4.63	
Dermatology	3	4.63	3.30
Diagnostic radiology	2	3.09	
Emergency med / critical care	10	15.44	4.55
Family medicine	34	52.50	
Gastroenterology			4.27
General practice	7	10.81	
General surgery	3	4.63	
Geriatrics	3	4.63	
Hematology / oncology			2.02
Internal Medicine	17	26.25	
Manipulative medicine	2	3.09	
Nephrology			1.02
Neurology	1	1.54	2.47
OB/GYN	8	12.35	
Ophthalmology	3	4.63	4.83
Orthopedic	1	1.54	6.63
Otolaryngology	1	1.54	3.04
Palliative	1	1.54	

Pediatrics	7	10.81	
Podiatry	1	1.54	
Psychiatry	11	16.99	
Pulmonary			1.37
Radiology	1	1.54	
Rheumatology			.79
Urology			3.15

Source: Ohio State Medical Board, April 2013, Physician disciplines in Athens County

²New England Journal of Medicine: Recruiting Physicians Today Vol.8 No.6 Nov./Dec. 2000

Note: Medical student physicians of Ohio University are identified as practicing although are not permanent to the area.

Athens County profile from ODH county profile report year 2008:

Leading causes of death

Cause	Rank	Athens County		Ohio	
		# of Deaths	Age Adj. Rate / 100,000 Pop	# of Deaths	Age Adj. Rate / 100,000 Pop
Diseases of the heart	1	118	234.8	28,617	225.3
Cancer	2	102	203.1	24,825	198.8
Chronic lower respiratory disease	3	30	60.1	6,170	49.2
Stroke	4	26	51.6	6,183	48.6
Unintentional injury	5	22	41.7	4,473	37.6
Diabetes mellitus	6	11	21.4	3,717	29.7
Influenza and pneumonia	7	10	20.3	2,191	17.2
Alzheimer's disease	8	9	17.1	3,321	25.6
Nephritis, nephritic syndrome and nephrosis	9	7	13.2	1,834	14.5
Septicemia	10	6	11.6	1,399	11.2

Source: Ohio Department of Health, Healthy Ohio Community Profiles, Athens County 2008.

<http://www.healthyohioprogram.org/comprofiles/athens.pdf>

Risk factor behaviors

Risk Factor Behavior	Athens County			Ohio		
	Male	Female	All	Male	Female	All
Heavy drinking	12%	2.4%	7%	4.0%	7.6%	5.4%
Cigarette smoking	31%	32.5%	31.8%	22.6%	30.0%	23.6%
Smokeless tobacco	5.7%	.4%	3.0%	0.2%	3.4%	2.7%
<5 fruits/veges/day	85.5%	74.5%	79.8%	73.9%	81.4%	78.4%
Lack of physical activity	21.9%	28/3%	25.2%	26.8%	26.7%	24.2%
Overweight	30.9%	25.9%	28.2%	29.4%	30.3%	35.9%
Obese	31.6%	30.3%	30.9%	25.6%	32.6%	26.3%

Source: Ohio Department of Health, Healthy Ohio Community Profiles, Athens County 2008
<http://www.healthyohioprogram.org/comprofiles/athens.pdf>

Heart disease mortality

	Athens County Rate / 100,000 Population	Ohio Rate / 100,000 Population
Total	234.8	225.3
Age:		
<24	3.4	1.9
25-49	46.4	34.9
50-64	232.6	188.8
≥ 65	1,461.5	1,526.4

Source: Ohio Department of Health, Healthy Ohio Community Profiles, Athens County 2008
<http://www.healthyohioprogram.org/comprofiles/athens.pdf>

Stroke mortality

	Athens County Rate / 100,000 Population	Ohio Rate / 100,000 Population
Total	51.6	48.6
Age:		
<24	1.1	0.5
25-49	5.6	5.2
50-64	39.4	27.2
≥ 65	346.2	353.7

Source: Ohio Department of Health, Healthy Ohio Community Profiles, Athens County 2008
<http://www.healthyohioprogram.org/comprofiles/athens.pdf>

Cholesterol and blood pressure awareness

	Athens County	Ohio
Had cholesterol checked in past 5 years:		
Male	46.2%	71.0%
Female	37.6%	75.3%
All	41.7%	73.2%
Recognize all 5 symptoms of heart attack:		
Male	30.2%	31.0%
Female	42.2%	42.6%
All	36.4%	37.0%
Recognize all 5 symptoms of a stroke:		
Male	46.7%	41.1%
Female	45.3%	48.2%
All	46.0%	44.6%
Know to call 911 in response to someone having a heart attack of stroke		
Male	83/9%	88.4%
Female	85/4%	91.2%
All	84.7%	89.9%

Source: Ohio Department of Health, Healthy Ohio Community Profiles, Athens County 2008
<http://www.healthyohioprogram.org/comprofiles/athens.pdf>.

Cancer incidence and mortality

Cancer Site / Type	Incidence		Mortality	
	Athens County Rate / 100,000 population	Ohio Rate / 100,000 population	Athens County Rate / 100,000 population	Ohio Rate / 100,000 population
All sites	482.0	465.1	202.3	203.3
Breast (female)	118.7	121.9	14.4	27.5
Cervix	15.5	7.9	N/A	2.4
Colon and Rectum	63.3	52.9	22.5	20.6
Lung and Bronchus	85.2	75.0	69.0	60.3
Melanoma	16.5	17.0	3.3	2.6
Prostate	146.7	145.7	26.1	27.8

Source: Ohio Department of Health, Healthy Ohio Community Profiles, Athens County 2008
<http://www.healthyohioprogram.org/comprofiles/athens.pdf>.

Cancer screening behavior

	Athens County			Ohio		
	Male	Female	All	Male	Female	All
PAP test in last 3 years (≥ 18)	N/A	85.0%	N/A	N/A	88.8%	N/A
Mammography in past 2 years (≥ 40)	N/A	71.6%	N/A	N/A	79.1%	N/A
Colonoscopy in past 5 years (≥50)	34.1%	47.4%	41.4%	59.2%	52.6%	55.7%
Prostate – specific Antigen in past 5 years (≥50)	58.1%	N/A	N/A	57.5%	N/A	N/A
Digital rectal exam in past year (≥ 50)	49.6%	N/A	N/A	57.5%	N/A	N/A

Source: Ohio Department of Health, Healthy Ohio Community Profiles, Athens County 2008
<http://www.healthyohioprogram.org/comprofiles/athens.pdf>.

Diabetes mortality

Diabetes Mortality	Athens County		Ohio	
	# Deaths	Rate/100,000	# Deaths	Rate/100,000
Age adjusted:				
Male	4	22.3	1,812	35.3
Female	6	21.9	1,905	25.6
All residents	11	21.4	3,717	29.7
Age specific:				
≤ 24	0	00.0	9	0.2
25-49	1	7.4	222	5.5
50-64	2	19.7	687	33.9
≥ 65	8	126.4	2,799	183.2

Source: Ohio Department of Health, Healthy Ohio Community Profiles, Athens County 2008
<http://www.healthyohioprogram.org/comprofiles/athens.pdf>.

Diabetes management behaviors

Behaviors	Athens County	Ohio
Annual dilated-eye exam	51.5%	70.3%
Daily self-monitoring of blood glucose	63.6%	63.0%
Annual foot exam	51.3%	67.4%
Annual doctor visit	88.5%	89.4%
Daily self-exam of feet	67.4%	66.0%
2+ A1c tests in past year	63.6%	72.9%
Attended diabetes self-management class	47.6%	55.0%
Annual influenza vaccine	44.7%	57.5%
Ever had pneumococcal vaccine	40.6%	52.0%

Source: Ohio Department of Health, Healthy Ohio Community Profiles, Athens County 2008.
<http://www.healthyohioprogram.org/comprofiles/athens.pdf>.

Arthritis

Estimated Prevalence	Athens County	Ohio
Male	22.7%	27.3%
Female	28.3%	35.9%
All residents	25.5%	31.3%

Source: Ohio Department of Health, Healthy Ohio Community Profiles, Athens County 2008
<http://www.healthyohioprogram.org/comprofiles/athens.pdf>.

Unintentional fatal injuries and falls

	Athens County		Ohio	
	# Deaths	Rate/100,000	# Deaths	Rate/100,000
Unintentional Fatal Injuries				
Age adjusted:				
Male	12	47.0	2,775	51.3
Female	10	36.0	1,698	25.2
All residents	22	41.7	4,473	37.6
Age specific:				
≤ 24	6	19.2	714	18.3
25-49	7	40.8	1,524	38.0
50-64	3	35.5	711	35.0
≥ 65	6	98.9	1,524	99.8
Unintentional Fatal Falls				
Age adjusted:				
Male	1	6.6	421	8.6
Female	1	2.8	400	5.0
All residents	2	4.8	821	6.5
Age specific:				
≤ 24	0	0.0	11	0.3
25-49	1	3.7	51	1.3
50-64	<1	3.9	99	4.9
≥ 65	1	22.0	661	43.3

Source: Ohio Department of Health, Healthy Ohio Community Profiles, Athens County 2008
<http://www.healthyohioprogram.org/comprofiles/athens.pdf>.

Unintentional fatal poisonings

	Athens County		Ohio	
	# Deaths	Rate/100,000	# Deaths	Rate/100,000
Age adjusted:				
Male	4	12.8	733	13.0
Female	3	11.0	379	6.5
All residents	6	11.9	1,112	9.7
Age specific:				
≤ 24	1	2.3	115	3.0
25-49	4	24.1	735	18.3
50-64	1	15.8	221	10.9
≥ 65	0	0.0	41	2.7

Source: Ohio Department of Health, Healthy Ohio Community Profiles, Athens County 2008
<http://www.healthyohioprogram.org/comprofiles/athens.pdf>.

Unintentional motor vehicle traffic crashes

	Athens County		Ohio	
	# Deaths	Rate/100,000	# Deaths	Rate/100,000
Age adjusted:				
Male	4	14.8	904	16.2
Female	3	10.0	416	6.8
All residents	7	12.0	1,321	11.4
Age specific:				
≤ 24	3	9.0	370	9.5
25-49	2	9.3	506	12.6
50-64	1	7.9	217	10.7
≥ 65	2	38.5	228	14.9

Source: Ohio Department of Health, Healthy Ohio Community Profiles, Athens County 2008
<http://www.healthyohioprogram.org/comprofiles/athens.pdf>.

Suicide

	Athens County		Ohio	
	# Deaths	Rate/100,000	# Deaths	Rate/100,000
Age adjusted:				
Male	4	14.9	1,053	18.8
Female	3	10.1	266	4.4
All residents	7	11.8	1,319	11.3
Age specific:				
≤ 24	1	3.4	192	4.9
25-49	4	20.4	616	15.3
50-64	2	19.7	312	15.4
≥ 65	1	11.0	200	13.1

Source: Ohio Department of Health, Healthy Ohio Community Profiles, Athens County 2008
<http://www.healthyohioprogram.org/comprofiles/athens.pdf>.

Child health ages 1-19

Rank	Leading Causes of Death for Ohio Residents Aged 1-19	Total # of Deaths	Percent
1	Unintentional injuries <ul style="list-style-type: none"> • Motor vehicle traffic • Drowning • Poisoning • Fire/Burn • Suffocation 	1,154 <ul style="list-style-type: none"> • 678 • 108 • 89 • 78 • 42 	41.5% <ul style="list-style-type: none"> • 58.8% • 9.4% • 7.7% • 6.8% • 3.6%
2	Homicide	267	9.59%
3	Suicide	228	8.19%
4	Cancer	226	8.12%
5	Congenital Anomalies	139	4.99%
6	Heart Disease	103	3.70%
7	Influenza and Pneumonia	36	1.29%
8	Septicemia	28	1.01%
9	Cerebrovascular	19	0.68%
10	Benign Neoplasms	18	0.65%
	All Others	566	20.33%
	All Deaths	2,784	N/A

Source: Ohio Department of Health, Healthy Ohio Community Profiles, Athens County 2008
<http://www.healthyohioprogram.org/comprofiles/athens.pdf>.

Kids Count Data Center

Year	Measure	Athens County	Ohio
2010	Third graders overweight and obese	40.4%	34.7%
2010	Food insecurity	40.4%	34.7%
2009	Mothers not receiving first trimester care	14.9%	30.3%
2008	Children who have never visited a dentist	11.3%	12.4%
2010	Third graders with untreated dental decay	32.4%	18.7%
2009	Children enrolled in public health care	60.6%	44.9%
2008	Uninsured children	5.1%	4%
2011	Births to adolescents (age 15-17)	18	3,255
2011	Infants born at low birth weights	7.4%	8.6%

Source: The Annie E. Casey Foundation, Kids Count Data Center, April 2013,
<http://datacenter.kidscount.org/data/bystate/chooseindicator.aspx?state=OH&cat=1540>

Athens County Health Ranking

	Athens County	Error Margin	Ohio	National Benchmark*	Trend	Rank (of 88)
Health Outcomes						61
Mortality						65
Premature death	8,234	7,377-9,092	7,457	5,317		
Morbidity						55
Poor or fair health	16%	11-23%	15%	10%		
Poor physical health days	3.4	2.5-4.3	3.6	2.6		
Poor mental health days	5.1	3.7-6.4	3.8	2.3		
Low birthweight	7.9%	7.0-8.7%	8.6%	6.0%		
Health Factors						51
Health Behaviors						19
Adult smoking			22%	13%		
Adult obesity	32%	26-38%	30%	25%		
Physical inactivity	28%	23-34%	27%	21%		
Excessive drinking	10%	5-16%	18%	7%		
Motor vehicle crash death rate	11	8-15	11	10		
Sexually transmitted infections	352		422	92		
Teen birth rate	15	13-16	38	21		
Clinical Care						72
Uninsured	18%	16-20%	14%	11%		
Primary care physicians**	1,295:1		1,348:1	1,067:1		
Dentists**	4,941:1		1,928:1	1,516:1		
Preventable hospital stays	96	87-105	79	47		
Diabetic screening	84%	77-90%	83%	90%		
Mammography screening	59%	52-67%	63%	73%		
Social & Economic Factors						42
High school graduation**	91%		78%			
Some college	64%	60-69%	61%	70%		
Unemployment	8.9%		8.6%	5.0%		
Children in poverty	31%	25-37%	24%	14%		
Inadequate social support			20%	14%		
Children in single-parent households	33%	26-39%	34%	20%		
Violent crime rate	97		332	66		

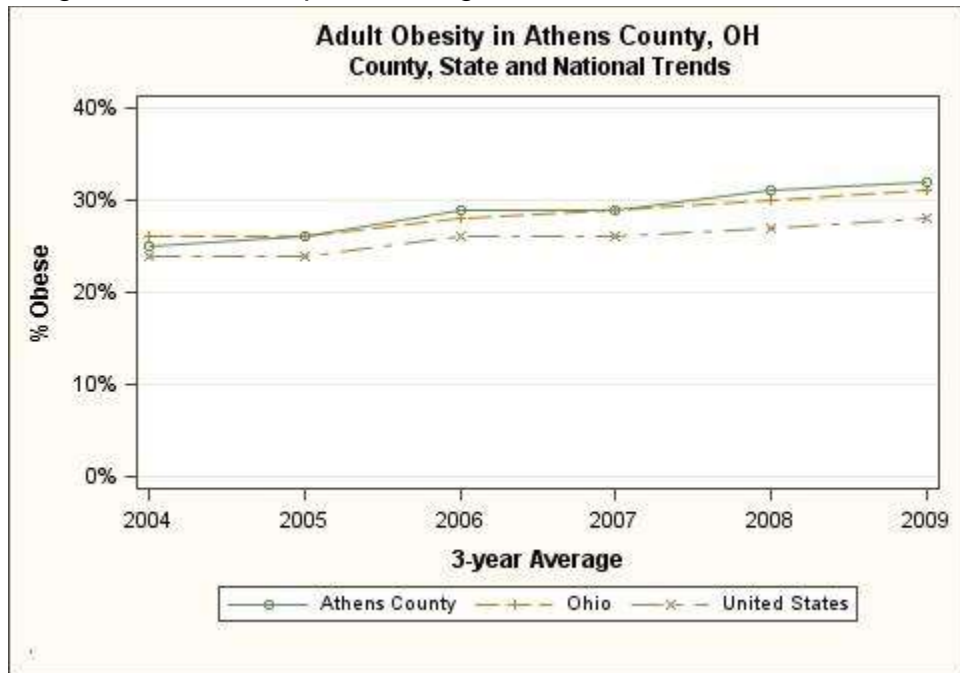
	Athens County	Error Margin	Ohio	National Benchmark*	Trend	Rank (of 88)
Physical Environment						84
Daily fine particulate matter	13.1	12.9-13.2	13.4	8.8		
Drinking water safety	0%		2%	0%		
Access to recreational facilities	3		10	16		
Limited access to healthy foods**	14%		6%	1%		
Fast food restaurants	68%		55%	27%		
* 90th percentile, i.e., only 10% are better. ** Data should not be compared with prior years due to changes in definition. Note: Blank values reflect unreliable or missing data						2013

Source: County Health Rankings & Roadmaps, Robert Wood Johnson Foundation, <http://www.countyhealthrankings.org/app#/ohio/2013/athens/county/outcomes/overall/snapshot/by-rank>.

Areas of Concern Identified by the study are:

➤ **Adult obesity**

- Definition: This measure represents the percent of the adult population (age 20 and older) that has a body mass index (BMI) greater than or equal to 30 kg/m².



➤ **Uninsured**

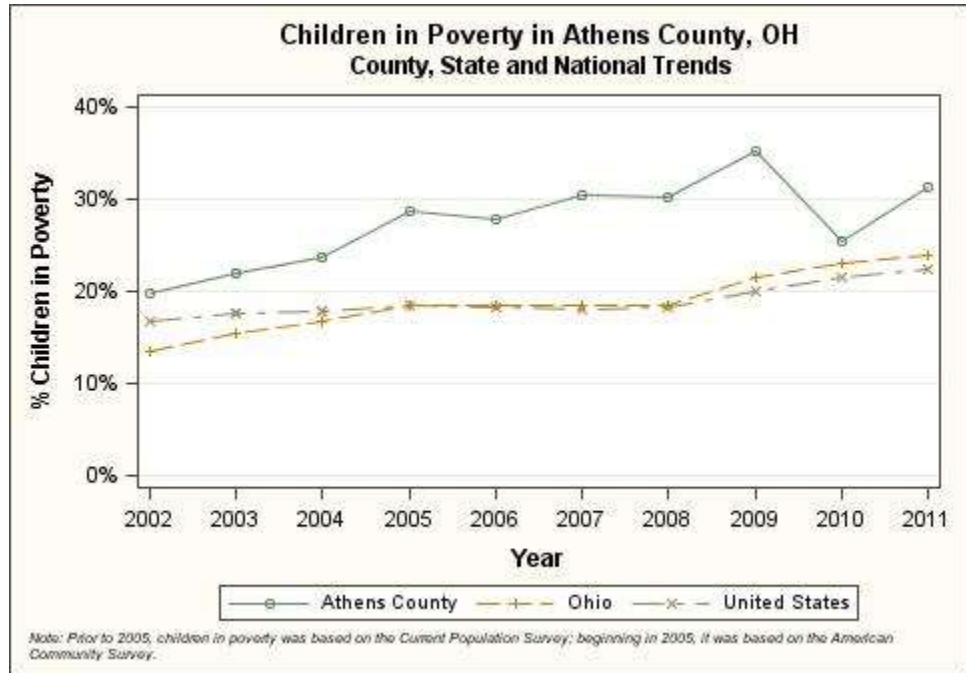
- Definition: This measure represents the estimated percent of the population under age 65 that has no health insurance coverage.

➤ **Dentists****

- **Data should not be compared with prior years due to changes in definition
- Definition: This measure represents the population per dentist in the county

➤ **Children in Poverty**

- Definition: Children in poverty is the percent of children under age 18 living below the Federal Poverty Line (FPL).



➤ **Limited Access to Healthy Foods****

- **Data should not be compared with prior years due to changes in definition
- Definition: Limited access to healthy foods captures the proportion of the population who are low income and do not live close to a grocery store. Living close to a grocery store is defined differently in rural and nonrural areas; in rural areas, it means living less than 10 miles from a grocery store whereas in nonrural areas, it means less than 1 mile. Low income is defined as having an annual family income of less than or equal to 200 percent of the federal poverty threshold for the family size.

○

➤ **Amount of fast food restaurants**

- Definition: Fast food restaurants examine the proportion of restaurants in a county that are fast food establishments.

Other potential areas of concern are:

➤ Poor mental health days

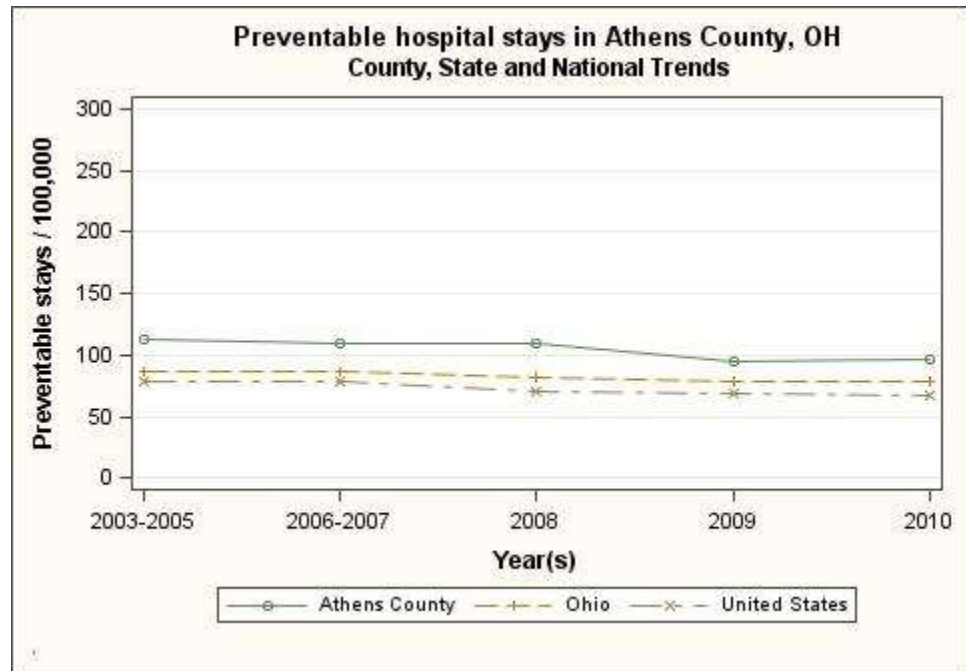
- Definition: Poor mental health days is a companion measure to the poor physical health days reported in the County Health Rankings. This measure is based on survey responses to the question: “Thinking about your mental health, which includes stress, depression, and problems with emotions, for how many days during the past 30 days was your mental health not good?” The value reported in the County Health Rankings is the average number of days a county’s adult respondents report that their mental health was not good. The measure is age-adjusted to the 2000 US population.

➤ Sexually transmitted infections

- Definition: The sexually transmitted infection (STI) rate is measured as chlamydia incidence (number of new cases reported) per 100,000 population

➤ Preventable hospital stays

- Definition: Preventable hospital stays is measured as the hospital discharge rate for ambulatory care-sensitive conditions per 1,000 Medicare enrollees.



➤ Mammography screenings

- Definition: This measure represents the percent of female Medicare enrollees age 67-69 that had at least one mammogram over a two-year period.

- Access to recreational facilities
 - Definition: This measure represents the number of recreational facilities per 100,000 population in a given county. Recreational facilities are defined as establishments primarily engaged in operating fitness and recreational sports facilities, featuring exercise and other active physical fitness conditioning or recreational sports activities such as swimming, skating, or racquet sports

Additional Measures for Athens County:

	Athens County	Ohio
Demographics		
Population	64,769	11,544,951
% below 18 years of age	15%	23%
% 65 and older	10%	14%
% Non-Hispanic African American	3%	12%
% American Indian and Alaskan Native	0%	0%
% Asian	3%	2%
% Native Hawaiian/Other Pacific Islander	0%	0%
% Hispanic	2%	3%
% Non-Hispanic white	90%	81%
% not proficient in English	0%	1%
% Females	50%	51%
% Rural	43%	22%
Health Outcomes		
Diabetes	10%	11%
HIV prevalence rate	58	169
Premature age-adjusted mortality	439	378
Infant mortality	579	785
Child mortality	45	61
Health Care		
Mental health providers	1,028:1	2,553:1
Health care costs	\$10,424	\$10,194
Uninsured adults	21%	18%
Uninsured children	8%	6%

	Athens County	Ohio
Could not see doctor due to cost	18%	13%
Social & Economic Factors		
Median household income	\$33,943	\$45,803
High housing costs	38%	32%
Children eligible for free lunch	41%	37%
Homicide rate		5
Physical Environment		
Commuting alone	71%	83%
Access to parks	2%	41%

* Data supplied on behalf of state

Note: Blank values reflect unreliable or missing data

Source: County Health Rankings & Roadmaps, Robert Wood Johnson Foundation,
<http://www.countyhealthrankings.org/app#/ohio/2013/athens/county/outcomes/overall/snapshot/by-rank>.

The Critical Access Hospital Health Needs Assessment project is designed to assist Critical Access Hospitals and their local partners in identifying local health needs. The data are from state and national sources and provide measures of the health of the population. The following information identified in this report is for Athens County.

Measure	Athens County Data	Data Time Frame
Total number for whom poverty has been determined	54,703	2006 to 2010
Total number uninsured	10,250	2006 to 2010
Total number with Medicaid	10,710	2006 to 2010
Death due to heart disease	195.1 (per100,000 people)	2006 to 2008
Death due to cancer	185.6 (per 100,000 people)	2006 to 2008
Death due to chronic lower respiratory diseases	50.0 (per 100,000 people)	2006 to 2008
Death due to accidents and unintentional injuries	46.9 (per 100,000 people)	2006 to 2008
Death due to cerebrovascular disease (stroke)	29.0 (per 100,000 people)	2006 to 2008
Death due to diabetes mellitus	13.7 (per 100,000 people)	2006 to 2008
Death due to Alzheimer's disease	12.7 (per 100,000 people)	2006 to 2008
Death due to influenza and pneumonia	13.2 (per 100,000 people)	2006 to 2008
Death due to kidney disease	17.9 (per 100,000 people)	2006 to 2008
Death due to infections of the blood	14.2 (per 100,000 people)	2006 to 2008
Estimated percentage of adults who are overweight	34.4%	2010

Estimated percentage of adults who are obese	28.7%	2010
Estimated percentage of adults who are current smokers	24.3%	2010
Estimated percent of adults who are heavy drinkers (men>2drinks/day, women>1 drink/day)	6.7%	2010
Estimated percentage of adults who reported their health status as "fair" or "poor"	13.4%	2010
Estimated percentage of adults who have not had their cholesterol checked in the past 5 years	29.8%	2009
Estimated percentage of adults who have never had their cholesterol checked	26.2%	2009
Estimated percentage of adults who have ever been told they have high cholesterol	31.9%	2009
Estimated percentage of adults who have ever been told they have high blood pressure	25.4%	2009
Estimated percentage of adults who have ever been told they have angina or coronary heart disease	3.1%	2010
Estimated percentage of adults who have ever been told they had a stroke	2.2%	2010
Estimated percentage of adults who have ever been told they had a heart attack	3.1%	2010
Rate of deaths due to lung, tracheal and bronchial cancer	47.5 (per 100,000 people)	2006 to 2008
Rate of deaths due to colon, rectal and anal cancer	23.7 (per 100,000 people)	2006 to 2008
Rate of deaths due to breast (female) cancer	18.6 (per 100,000 people)	2006 to 2008
Rate of deaths due to pancreatic cancer	11.1 (per 100,000 people)	2006 to 2008
Rate of deaths due to non-Hodgkin's lymphoma	8.4 (per 100,000 people)	2006 to 2008
Rate of deaths due to prostate cancer	12.9 (per 100,000 people)	2006 to 2008
Rate of deaths due to all other cancers	55.9 (per 100,000 people)	2006 to 2008
Estimated percentage of women (18+ with no Pap test in the past 3 years)	22.1%	2010
Estimated percentage of women (40+) with no mammogram in the past 2 years	25.9%	2010
Estimated percentage of women (50+) with no mammogram in the past 2 years	23.1%	2010

Estimated percentage of adults (50+) with no blood stool test in the past 2 years	81.6%	2010
Estimated percentage of adults (50+) who have never had a colonoscopy or sigmoidoscopy	35.8%	2010
Estimated percentage of men (40+) who have not had a PSA test in the past 2 years	45.3%	2010
Estimated percentage of adults currently diagnosed with asthma	9.7%	2010
Estimated percentage of adults ever diagnosed with asthma	14.6%	2010
Estimated percentage of adults (65+) who have not had a flu shot in the past year	33.8%	2010
Estimated percentage of adults (65+) who have never had a pneumonia vaccination	31.1%	2010
Estimated percentage of adults ever diagnosed with diabetes	7.3%	2010
Estimated percentage of adults who did not visit a dentist in the past year	28.2%	2010
Estimated percentage of adults who have ever had permanent teeth extracted	37.6%	2010
Rate of infant mortality	6.4 (per 1,000 live births)	2006 to 2008
Rate of low-weight births	7.3 (per 100 live births)	2006 to 2008
Rate of live births with late entry into prenatal care	17.3 9per 100 live births	2006 to 2008
Rate of teen births (age 17 and younger)	7.1 (per 1,000 females ages 10-17)	2006 to 2008
Percentage of children younger than 72 months who have not been tested for blood lead level	72.7%	2007
Rate of unintentional drug or medication mortality	7.0 (per 100,000 people)	2005 to 2009
Rate of suicides	15.8 (per 100,000 people)	2006 to 2008

Source: Critical Access Hospital Health Needs Assessment Project, Indicator Data for Counties in Southern Regions, March 2012. Prepared by Ohio University's Voinovich School of Leadership & Public Affairs. Project funded by the Ohio Department of Health's FLEX program.

<http://www.odh.ohio.gov/~media/ODH/ASSETS/Files/chss/rural%20hospital%20flex/Southern%20Region%20Health%20-%20County%20Health%20Indicators%20Data%20Report.ashx>

Community Input Review

2010-2011 Athens County Community Assessment, A Secondary Analysis for the Athens County Child and Family Health Services Consortium, Ohio University, January 2011

The Athens County Child and Family Health Services (CFHS) Consortium conducted a community assessment in 2010, focusing on the health care needs and access concerns of women and children in Athens County. This assessment addresses three broad areas: Child and adolescent health, perinatal health, and family planning. The Ohio University College of Osteopathic Medicine's Community Health Programs administers the Athens County CFHS program while the Planned Parenthood of Southeast Ohio plays an integral role in the program. Consortium meetings were held once per quarter during 2010. The assessment examines state, county, and local data available through 2010. This data was supplemented by assessments provided by CFHS Consortium members during the quarterly focus group meetings. Primary data about childhood and adult trauma was collected by members of the Athens County CFHS Consortium via a survey distributed in 2010 to people receiving services from local agencies. The Ohio University's Voinovich School of Leadership and Public Affairs is responsible for the Athens County Community Assessment.

The following issues were been identified as a priority for the CFHS Consortium in the next funding cycle. Trauma and substance abuse are noted as being an underlying factor in these priority areas and should be considered in addressing these priorities.

- Improve access to child health services
- Reduce the percentage of children who are obese
- Ensure the social/emotional health needs of children are met
- Reduce the percentage of obese adolescents
- Ensure the social/emotional health needs of adolescents are met
- Improve awareness for the need for adolescent health checks
- Increase access to effective contraception
- Ensure the social/emotional health needs of pregnant women are met

Community Health Needs Assessment Interview

Interviews were conducted during March and April, 2013 to assess the community health needs. Interviewees included a representative from the Athens City/County Health Department, Diabetes Research, the Area Health Education Center and Community Health Services (Ohio University Heritage College of Osteopathic Medicine), Appalachian Rural Health Institute Social and Public Health (College of Health Sciences and Professions), O'Bleness Memorial Hospital – Medical Affairs and Nursing Offices, and inpatients, volunteers, and employees at O'Bleness Memorial Hospital. Participants were asked to identify the major health concerns/issues of Athens County. The following concerns/issues were identified:

Athens City/County Health Department Representative:

1. Food Addiction
 - a) Relates to the following health issues
 - Obesity
 - Type 2 diabetes
 - Joint disability
 - Hypertension
 - Cardiovascular issues
 - b) Perpetuated by the following factors
 - Poverty
 - Education about proper eating
 - Geography/Access/Convenience
 - c) Programs to address these issues include Life Healthy Appalachia and CHIP program
 - d) Plant based diets are ideal but few options for plant based diets on area restaurant menus
2. Tobacco
 - a) Relates to poverty
 - b) Lung cancer very real and fatal problem
 - c) Smoking and second hand smoke increases prevalence and severity of many pulmonary and cardiovascular disorders
3. Opioid Addiction
 - a) Heroin is a community problem
 - b) About 10% of newborns are addicted at birth
 - c) Poverty and lack of education perpetuates this problem

Cultural shift is needed by educating children who can influence parents and grandparents.

Additional concerns include

1. Lack of pulmonary specialists
2. Need for more primary care doctors
3. Need for more preventative care

:

Diabetes Research representative:

1. Access to providers
 - a. Many part time providers.
2. Obesity
 - a. Including related issues including
 - i. Type 2 Diabetes, Hypertension and Heart Disease
3. Pulmonary disease such as Asthma, COPD, Emphysema
 - a. There are no pulmonary specialists
 - b. People in the community receive inconsistent care.
4. Heart failure
5. Renal disease
 - a. There is no treatment in the immediate area for renal disease
6. Few choices for surgeons
7. Depression
8. Anxiety

9. There are not a lot of mental health providers and there are really no incentives for providers or patients in terms of mental health
10. Need a vascular surgeon
11. Need ear nose and throat specialists- thyroid surgeries
12. Expanding cancer treatment

In terms of Disease Prevention:

1. Geography is the greatest limiting factor
 - a. Limited access to exercise and fresh foods as well as safe places for families to play
2. The uninsured/ underinsured population
 - a. The underinsured individuals are more a concern because there is less (in terms of free care) that they qualify for or can receive.

Top three concerns:

1. Pulmonary Issues
2. Nephrology Issues
3. Primary care access

Area Health Education Center and Community Health Services at the Ohio University Heritage College of Osteopathic Medicine Representative:

1. Lifestyle concerns
 - a. Lack of healthy foods/diets
 - b. Tobacco and drug use
 - c. Lack of physical activity
 - i. There are many barriers that compound/complicate these issues such as:
 1. Culture
 2. Lack of public transit
 3. Poverty
 4. Lack of education
2. Substance abuse and lack of appropriate treatment facilities
3. There are a lot of issues because of the large uninsured/underinsured population
4. Obesity
5. Diabetes Type 2
6. Heart disease
7. Mental Health issues are not addressed adequately
8. Preventative care
 - a. Trying to educate people to make the shift to thinking about preventative care involves a huge cultural shift
 - b. Need to focus on educating the young people
 - i. Focus on prevention
9. Would like to see more collaboration with the health care facilities
10. Child mental health and dentistry are poor

11. Rheumatology services could be improved
12. Nephrology could be improved

Top four concerns:

1. Need more provider collaboration based on the needs of the community
2. Providers need to promote the areas in which they excel. Not many people know about what is available to them (such as the cancer center). They need to know what services are available and they need to be aware of the quality of those services.
3. Movement towards a healthy lifestyle
4. Identifying and addressing specific specialties that are needed.

O'Bleness Memorial Hospital – Medical Affairs Representative:

3 major issues from a hospital standpoint:

1. Need a comprehensive and accountable Emergency Room Department
2. Need a comprehensive and accountable Urgent Care services for evenings and weekends
3. Need a more robust pediatrics service

3 major issues from a community standpoint:

1. Family practice availability
2. Psychiatric availability
3. Neurology availability

From a global standpoint:

Collaboration/Partnering with Tertiary health service providers

O'Bleness Memorial Hospital – Nursing Office Representative:

1. Wellness outreach, focusing on primary care and prevention but also looking at secondary and tertiary prevention
2. Focus on optimizing a person's health at every stage in their lives
3. Substance abuse
4. Lead health education and health initiatives and be seen as leaders in the community
5. Limited psychiatric services
6. Nutrition disparity in the community
7. Need more extensive pediatric services
8. Need more dialysis care, especially with the prevalence of type 2 diabetes
 - a. Includes nephrology

Social and Public Health, Appalachian Rural Health Institute Social and Public Health, College of Health Sciences and Professions Representative:

1. Obesity/overweight
2. Diabetes
3. Substance Abuse
4. Mental health

O'Bleness Memorial Hospital Inpatient, Volunteer, and Employee Representatives:

- Lack of pulmonology care in the area.
 - The closest pulmonologist and pulmonology groups are at least an hour away and it is difficult to get that kind of care here in Athens.
- Lack of geriatric care.
 - Especially in terms of Alzheimer's and other diseases associated with aging.
 - Lack of geriatric specialists
- Gap in infant care
- Inconsistency of information given to the patients
- Wait time for procedures
- Wait time in the Emergency Department
- Access to providers in certain areas of the county
 - In some places there are no physicians. For example the Coolville clinic shut down a few months ago and there is no local place for people to get health care
 - More availability of services in the evenings and on weekends
- Lack of availability of fresh foods

PRIORITIZED HEALTH NEEDS

The Health Needs Assessment and Prioritization Committee met on April 11, 2013, to identify and prioritize all significant health needs of the community the committee reviewed all data collected and community input received in the assessment of the health needs of Athens County community. Committee members agreed that Athens County Community has several underutilized programs in place to address the health needs of the community. However, many residents may not be aware that such programs exist in the community. As a rural community, it is imperative that services and programs be available locally in order for residents to avail themselves of these opportunities. To address a broad range of health concerns in the community, committee members agreed that the first priority is to improve awareness of and participation in wellness and preventative care services and programs. With anticipated increased participation in wellness and preventative care programs, an expected overall improvement in the health status of the community will follow.

Focusing on the unique characteristics of a rural community, the committee observed that many residents fail to seek health care services due to geographic barriers. Residents are either unable or unwilling to travel outside of the community for health care services. According, the committee agreed that the second priority is to improve access to primary and specialty care services within the community. In addressing this need, the committee expects to see residents avail themselves of preventative care, diagnostic and early detection, and follow-up services, thus improving outcomes.

Rank	Health Need	Potential Measures and Resources	Collaborating Partners
1	Improve awareness of and participation in wellness and preventative care services and programs	<ul style="list-style-type: none"> • Women’s care • Tobacco cessation Program • Wellness Program • Diabetes Certification through The Joint Commission • Baby Friendly • CFI – Community Food Initiatives • Influenza vaccination Program <p>Measures to include increased participation in wellness and preventative care services and programs.</p>	<ul style="list-style-type: none"> • OUHCOM- Ohio University Heritage College of Medicine • CHIP – Complete Health Improvement Program • Athens City/County Health Department • Ohio University <ul style="list-style-type: none"> ○ School of Nursing ○ College of Health Sciences and Professions • Live Healthy Appalachia • CFI – Community Food Initiatives • OhioHealth • Tri-County Mental Health • Health Recovery Services • Med Flight and Med Care ambulance to expedite critical care transfers
2	Improve access to primary and specialty care services	<ul style="list-style-type: none"> • O’Bleness Memorial Hospital’s Medical Staff Development Plan <p>Measures to include increased availability of primary and specialty care physicians.</p>	<ul style="list-style-type: none"> • OUHCOM – Ohio University Heritage College of Medicine • Ohio University <ul style="list-style-type: none"> ○ School of Nursing ○ College of Health Sciences and Professions • OhioHealth • Tri-County Mental Health • Health Recovery Services • University Medical Associates